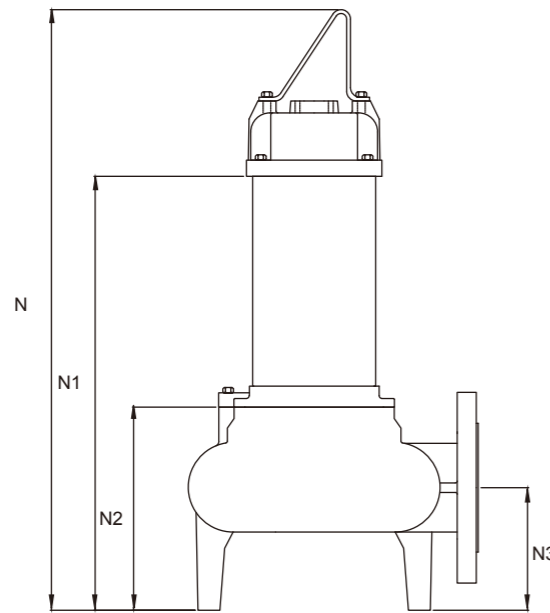
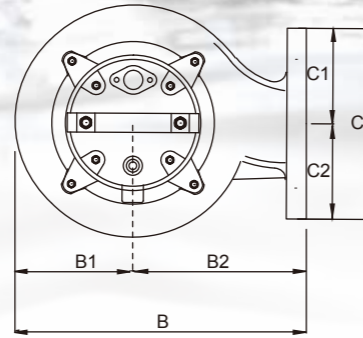


## HIPPO DN-Series Dimensions



Dimensions (mm)										
Type	B	B1	B2	C	C1	C2	N	N1	N2	N3
HIPPO-150 DN65	270	160	110	190	95	95	580	405	185	105
HIPPO-200 DN65	270	160	110	190	95	95	600	425	185	105
HIPPO-300 DN65	270	160	110	190	95	95	630	455	185	105
HIPPO-150 DN80	300	180	120	200	100	100	615	440	220	130
HIPPO-200 DN80	300	180	120	200	100	100	635	460	220	130
HIPPO-300 DN80	300	180	120	200	100	100	665	490	220	130



**EVAK PUMP TECHNOLOGY CORP.**

No. 551, Zhongshan Rd., Qingshui Dist., Taichung City 436, Taiwan.  
TEL: +886-426-233556 Fax: +886-426-235559

Vol.1/HIPPO-DN-15041



# HIPPO DN SERIES 50HZ

2.5" & 3" Full Free Passage Submersible Pump



[www.evak-pumps.com](http://www.evak-pumps.com)

# HIPPO DN SERIES 50HZ

2.5" & 3" Full Free Passage Submersible Pump

## Feature

- / Recessed vortex impeller
- / 2.5"&3" (65mm&80mm) solid free-passage
- / EKK Eagle Burgmann double mechanical
- / Stainless steel motor housing

## Application

- / For heavy-duty applications with soiled biological wastewaters, sewage, rainwater
- / For both domestic and professional use

## Operating Limits

- / Viscosity of treated fluid : 1mm<sup>2</sup>/s
- / Density of treated fluid : 1kg/dm<sup>3</sup>
- / Max starts per hour : 20



Vortex Impeller



HIPPO-200 DN65

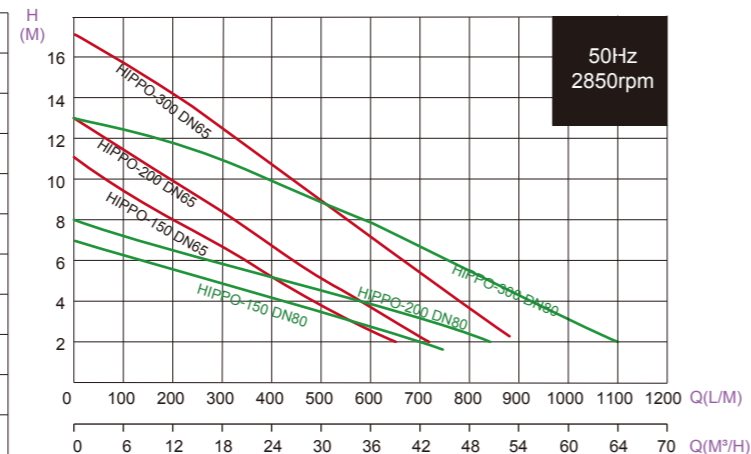


HIPPO-300 DN80

## Specifications

Liquid Temperature		0~40°C (32~104°F)
Submersible depth		10M
Motor Part	Frequency	50Hz
	Pole	2 Pole
	Type	Dry Type
	Insulation	Class B
	Protection	IP 68
Pump Part	Protector	Auto-cut
	Bearing	Ball Type
	Mechanical seal	Double Mechanical Seal
Impeller		Semi-Open

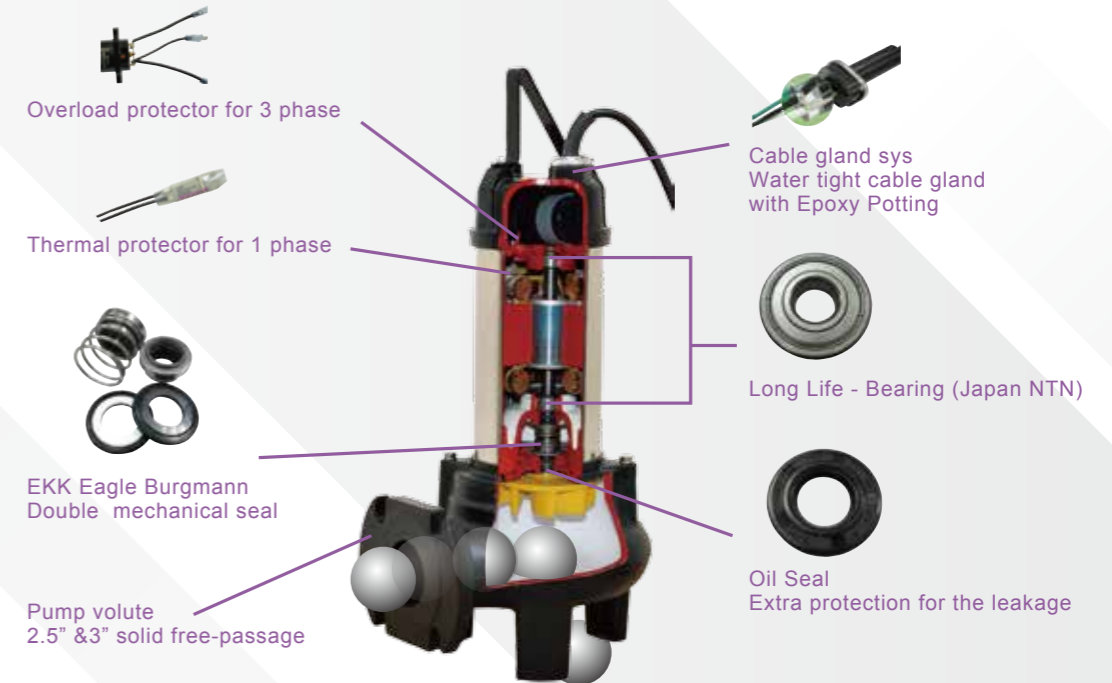
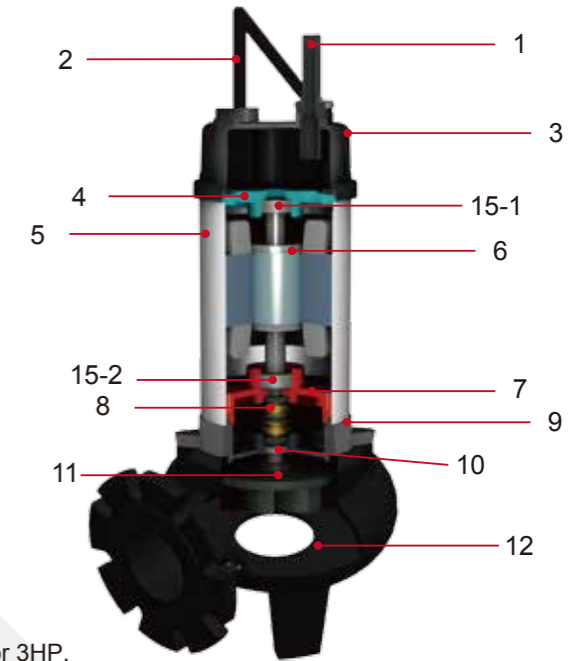
## Performance Curve



## Parts and Material List

No	Part	Material
1	Cable	H07RN-F/SJTW/STOW/SJTOW
2	Handle	SS41
3	Motor Cover	FC 200
4	Bracket	FC 200
5	Motor Housing	SUS 304
6	Shaft with Rotor	SUS 410
7	Oil Chamber	FC 200
8	Double Mech. Seal	Upper : CA / CE Lower : SIC / SIC
9	Seal Housing	FC 200
10	Oil Seal	NBR
11	Impeller	FC 200
12	Pump Casing	FC 200
15-1	Upper Bearing	NTN
15-2	Lower Bearing	NTN

Note: Single lower bearing for 1.5HP/2HP; double lower bearings for 3HP.



## Data Chart

Type	Output		Discharge	F.L.A.		Rated		Maximum		Cable	Free Passage	Weight
	HP	KW		1ø 230V	3ø 400V	Head m	Cap. LPM	Head m	Cap. LPM			
HIPPO-150 DN65	1.5	1.1	2.5"	9.8	3	6.6	300	11	650	10	65	27.1
HIPPO-200 DN65	2	1.5	2.5"	11	3.9	8.4	300	13	720	10	65	29.3
HIPPO-300 DN65	3	2.2	2.5"	-	5.3	12.6	300	17	870	10	65	31
HIPPO-150 DN80	1.5	1.1	3"	9.8	3	4.4	400	7	730	10	80	30.4
HIPPO-200 DN80	2	1.5	3"	11.2	3.9	5.3	400	8	840	10	80	32.6
HIPPO-300 DN80	3	2.2	3"	-	5.5	9.5	400	13	1100	10	80	34.3

» All single-phase pumps can be equipped with float switch upon request.